



DEPARTMENT OF JUSTICE

Child and Youth Victims and Witnesses of Crime in Canada

What is the prevalence of the problem?

Research and Statistics Division
Ottawa, February 28, 2011





Children and youth as victims of police-reported crime

In 2009, just over 75,000 children and youth were victims of police-reported violent crime.

Source: Statistics Canada, Canadian Centre for Justice Statistics, Incident-based Uniform Crime Reporting Survey 2009



Physical assaults the most common type of reported violence

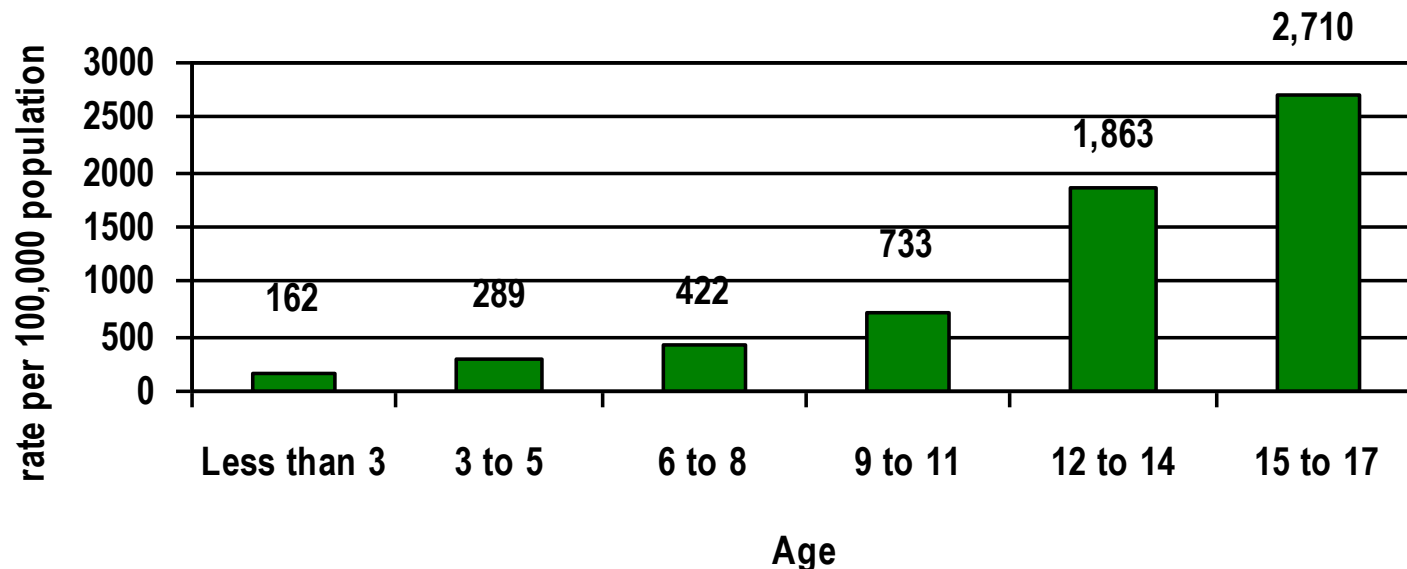
- Assault (level 1) was the most common type of police-reported violence committed against children and youth with over 31,000 being reported to police in 2009.
- Overall, boys (59%) were more likely than girls (41%) to be victims of physical assault. Males under the age of 18 were victims of physical assault.
- 25% of child and youth victims were physically assaulted by a family member with 68% being perpetrated by a parent.

Source: Statistics Canada, Canadian Centre for Justice Statistics, Family Violence in Canada: A Statistical Profile





Rates of violent victimization highest among youth aged 15 to 17, 2008



Note(s): Excludes incidents where the sex and/or age of the victim was unknown. The Incident-based Uniform Crime Reporting Survey collected data from 155 police services, representing approximately 98% of the population of Canada in 2008. Rate per 100,000 population under 18 years of age for the geographic areas policed by the Incident-based Uniform Crime Reporting Survey respondents.

Source(s): Statistics Canada, Canadian Centre for Justice Statistics, Incident-based Uniform Crime Reporting Survey.





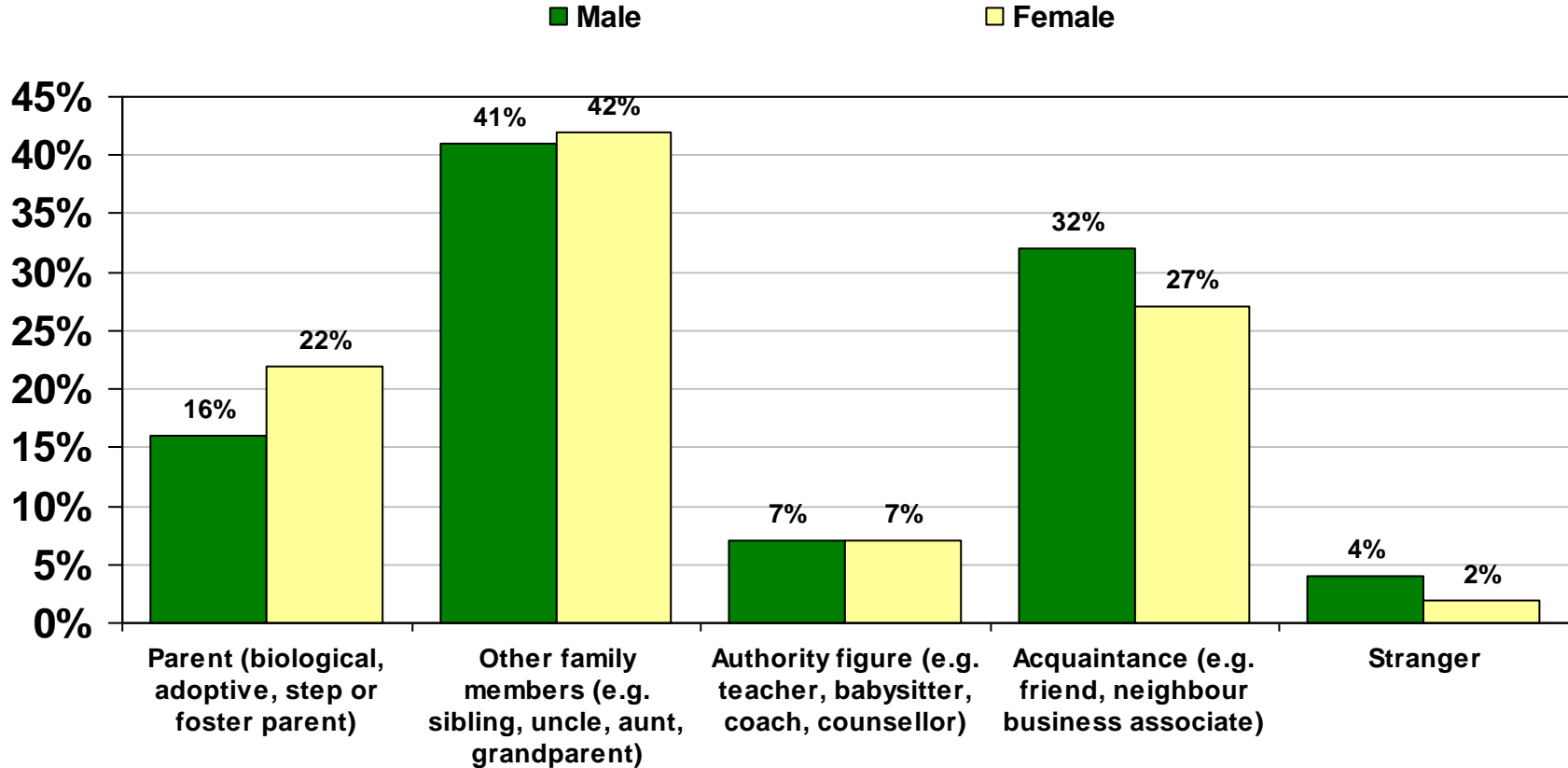
Sexual violence against children and youth

- In 2009, over half (59%) of all victims of police-reported sexual assault were children and youth under the age of 18 with 60% of these victims being between the ages of 12 and 17.
- Sexual violence against children and youth was more commonly perpetrated by someone known to the victim (79%), including family members, friends or acquaintances.

Source: Statistics Canada, Canadian Centre for Justice Statistics, Family Violence in Canada: A Statistical Profile



Police-reported sexual offences against children (0 to 5 years), by gender of victim and accused-victim relationship, Canada, 2009

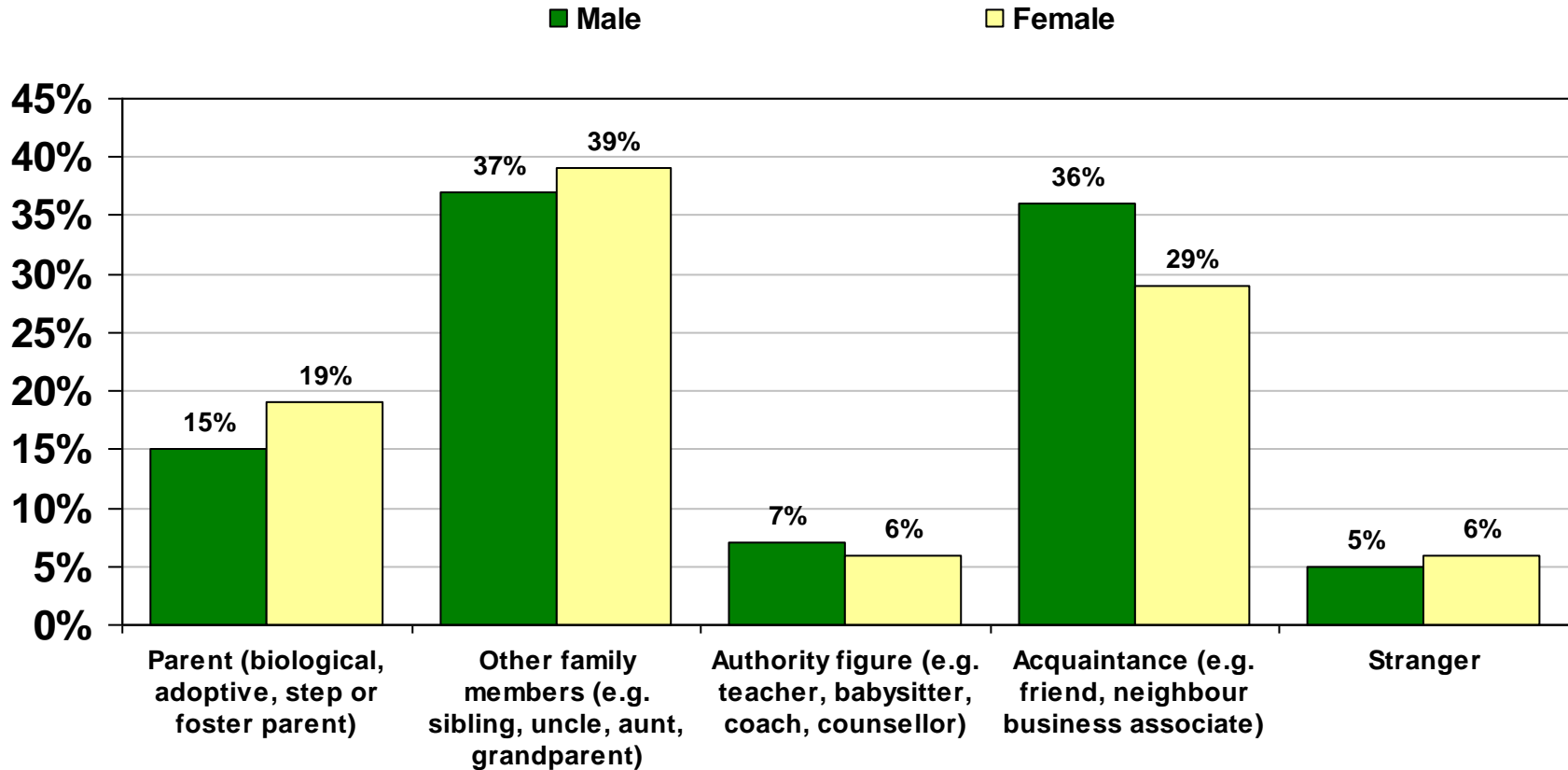


Notes: Sexual offences include sexual assault levels 1-3, sexual interference, invitation to sexual touching, sexual exploitation, incest, bestiality and luring a child via the Internet. Also, a small number of incidents of corrupting morals of a child and anal intercourse are included. Victim data are not available for parent/guardian procuring sexual activity, indecent acts in the presence of a person under 16 years of age, and child pornography. As such, these offences are not included. Excludes victims of unknown age or gender.

Source: Statistics Canada, Canadian Centre for Justice Statistics, Uniform Crime Reporting (UCR2) Survey



Police-reported sexual offences against children (6 to 11 years), by gender of victim and accused-victim relationship, Canada, 2009

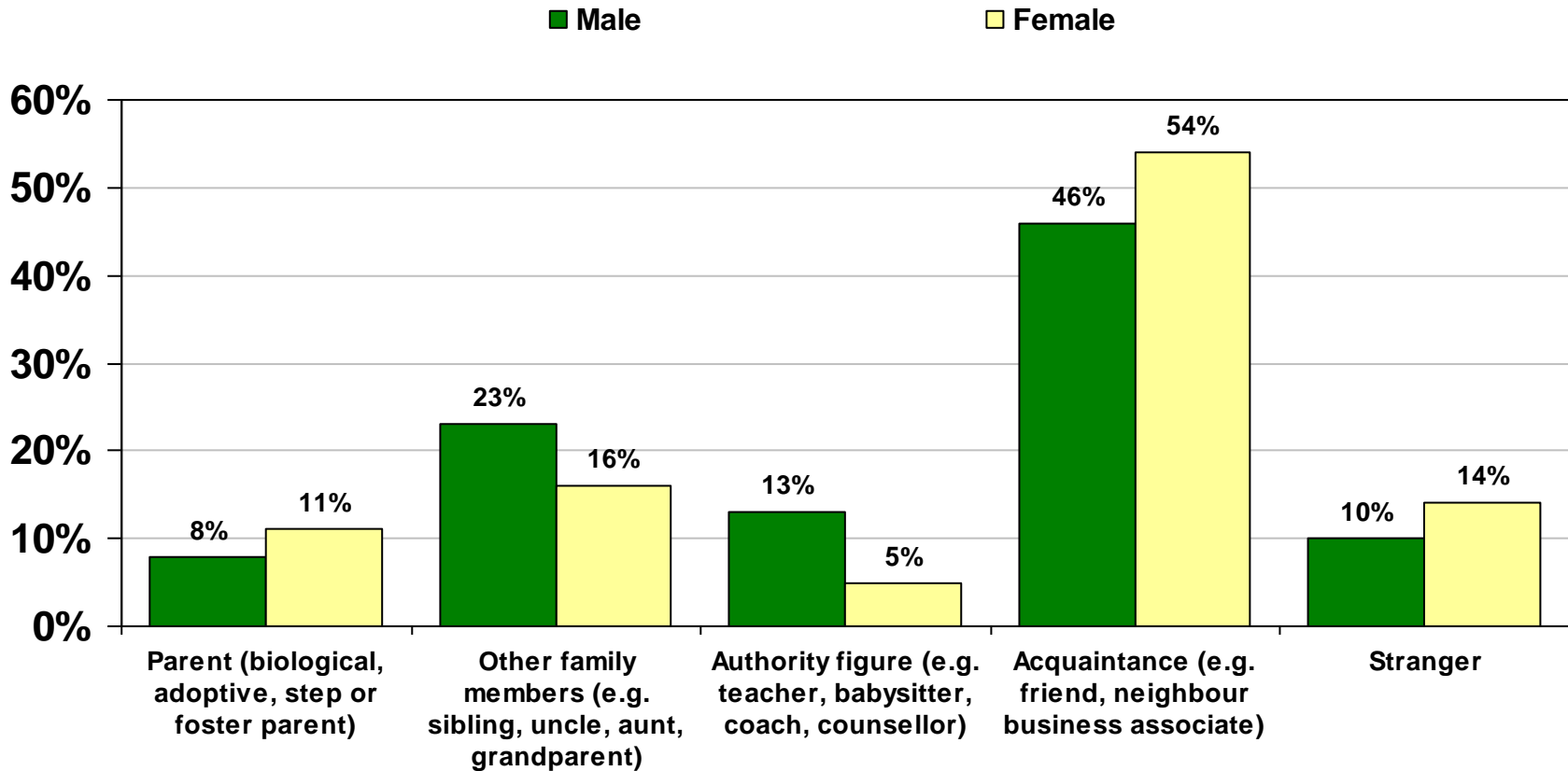


Notes: Sexual offences include sexual assault levels 1-3, sexual interference, invitation to sexual touching, sexual exploitation, incest, bestiality and luring a child via the Internet. Also, a small number of incidents of corrupting morals of a child and anal intercourse are included. Victim data are not available for parent/guardian procuring sexual activity, indecent acts in the presence of a person under 16 years of age, and child pornography. As such, these offences are not included. Excludes victims of unknown age or gender.

Source: Statistics Canada, Canadian Centre for Justice Statistics, Uniform Crime Reporting (UCR2) Survey



Police-reported sexual offences against children (12 to 17 years), by gender of victim and accused-victim relationship, Canada, 2009

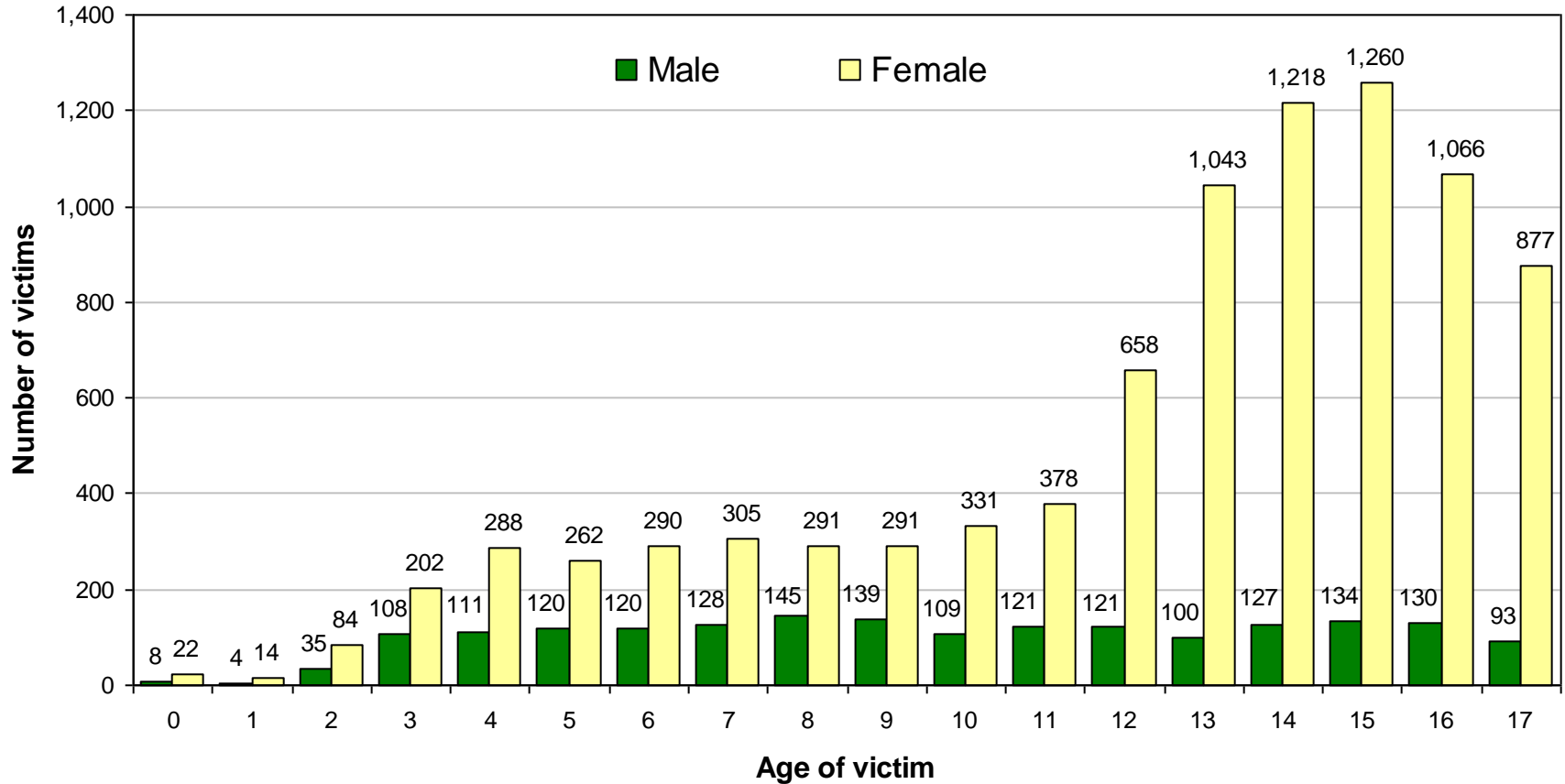


Notes: Sexual offences include sexual assault levels 1-3, sexual interference, invitation to sexual touching, sexual exploitation, incest, bestiality and luring a child via the Internet. Also, a small number of incidents of corrupting morals of a child and anal intercourse are included. Victim data are not available for parent/guardian procuring sexual activity, indecent acts in the presence of a person under 16 years of age, and child pornography. As such, these offences are not included. Excludes victims of unknown age or gender.

Source: Statistics Canada, Canadian Centre for Justice Statistics, Uniform Crime Reporting (UCR2) Survey



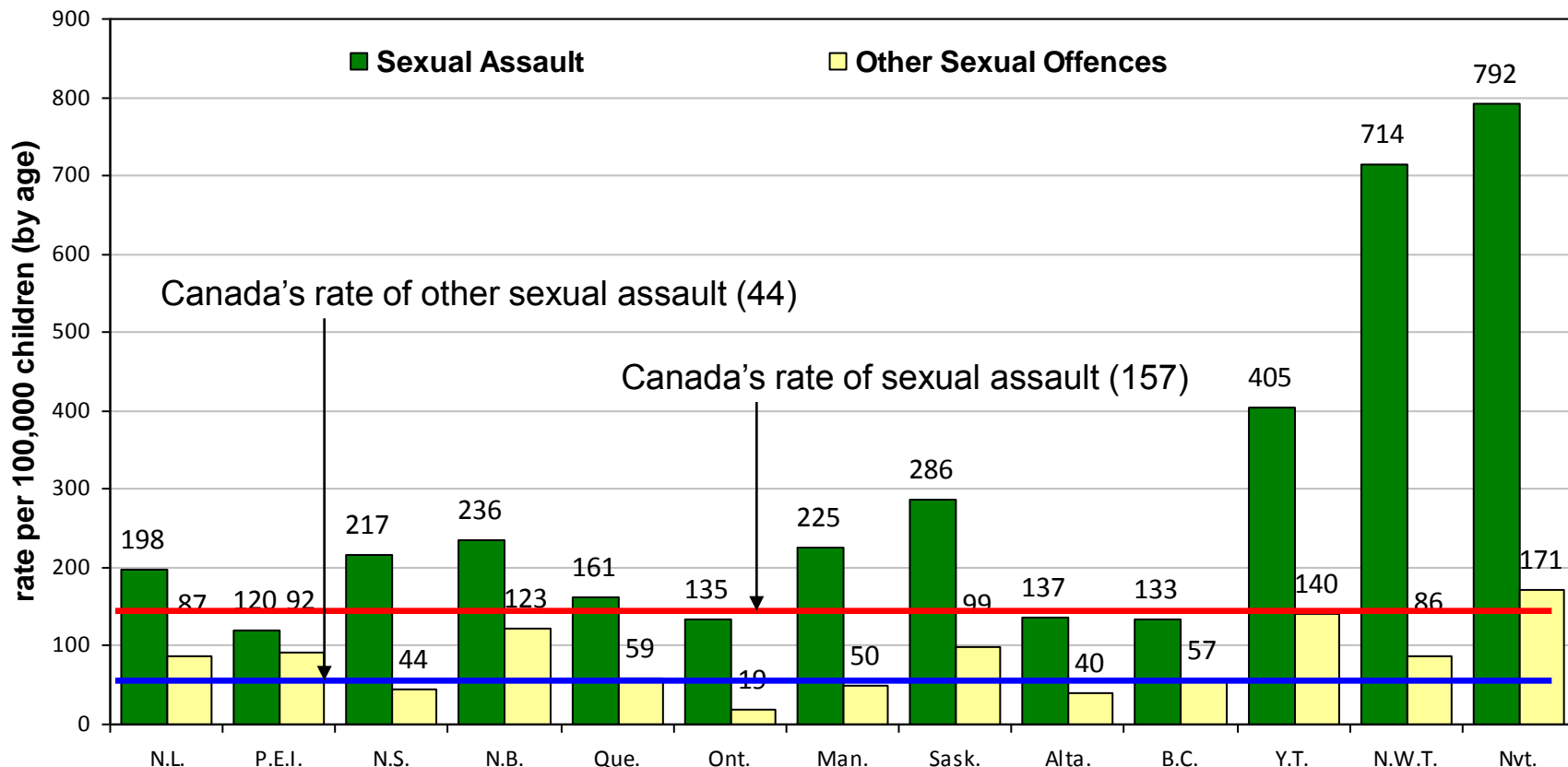
Police-reported sexual assault against children (0-17 years), by age of victim, Canada, 2009



Notes: Sexual assault includes sexual assault levels 1-3. Excludes victims of unknown age or gender
Source: Statistics Canada, Canadian Centre for Justice Statistics, Uniform Crime Reporting (UCR2) Survey.



Police-reported sexual offences against children (0 to 17 years), by province/territory, 2009



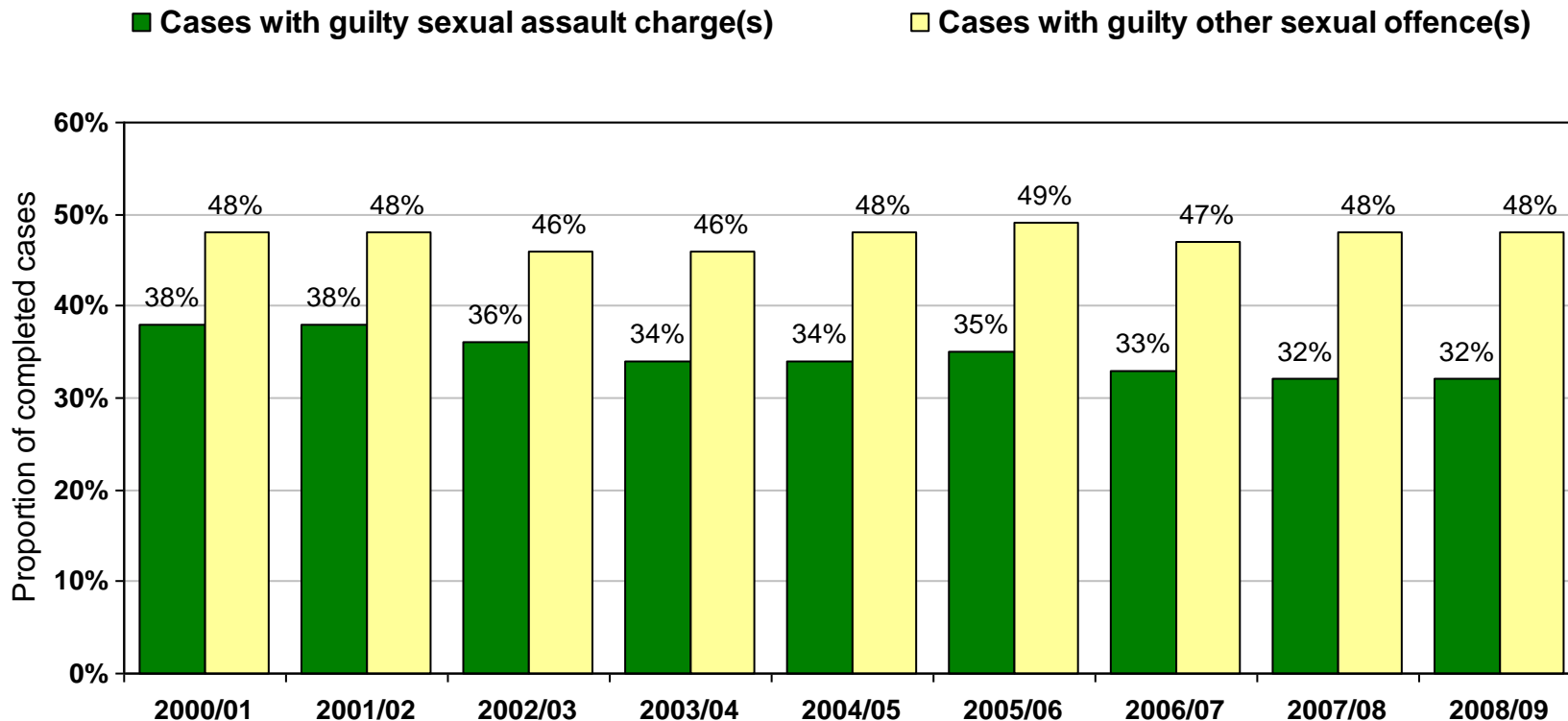
Rates for sexual assault and other sexual offences are calculated per 100,000 population 0 to 17 years.

Notes: Sexual assault includes sexual assault levels 1-3. Other sexual offences include sexual interference, invitation to sexual touching, sexual exploitation, incest, bestiality and luring a child via the Internet. Also, a small number of incidents of corrupting morals of a child and anal intercourse are included. Victim data are not available for parent/guardian procuring sexual activity or indecent acts in the presence of a person under 16 years of age. As such, these offences are not included. Excludes victims of unknown age or gender.

Source: Statistics Canada, Canadian Centre for Justice Statistics, Uniform Crime Reporting (UCR2) Survey.



Proportion of cases with guilty sexual assault or other sexual offence charges in adult criminal courts, Canada, 2000/2001 to 2008/2009



Notes: Represents all completed cases containing at least one charge for sexual assault or “other sexual offences”. Sexual assault include the three levels of sexual assault (C.C.C. s. 271, 272, and 273). For the purpose of this presentation, other sexual offences include: sexual interference (s. 151), invitation to sexual touching (s. 152), sexual exploitation (s. 153), Incest (s. 155), bestiality (s. 160), child pornography (s. 163.1), parent or guardian procuring sexual activity (s. 170), householder permitting sexual activity (s. 171), luring a child via the internet (s. 172.1), and indecent acts (s. 173).

Data represent the ten jurisdictions that have consistently reported to the Integrated Criminal Court Survey since 2000/2001. The jurisdictions not covered are Manitoba, Northwest Territories and Nunavut.

Source: Statistics Canada, Canadian Centre for Justice Statistics, Integrated Criminal Court Survey.





Police-reported child pornography and internet luring offences, by province and territory, 2009

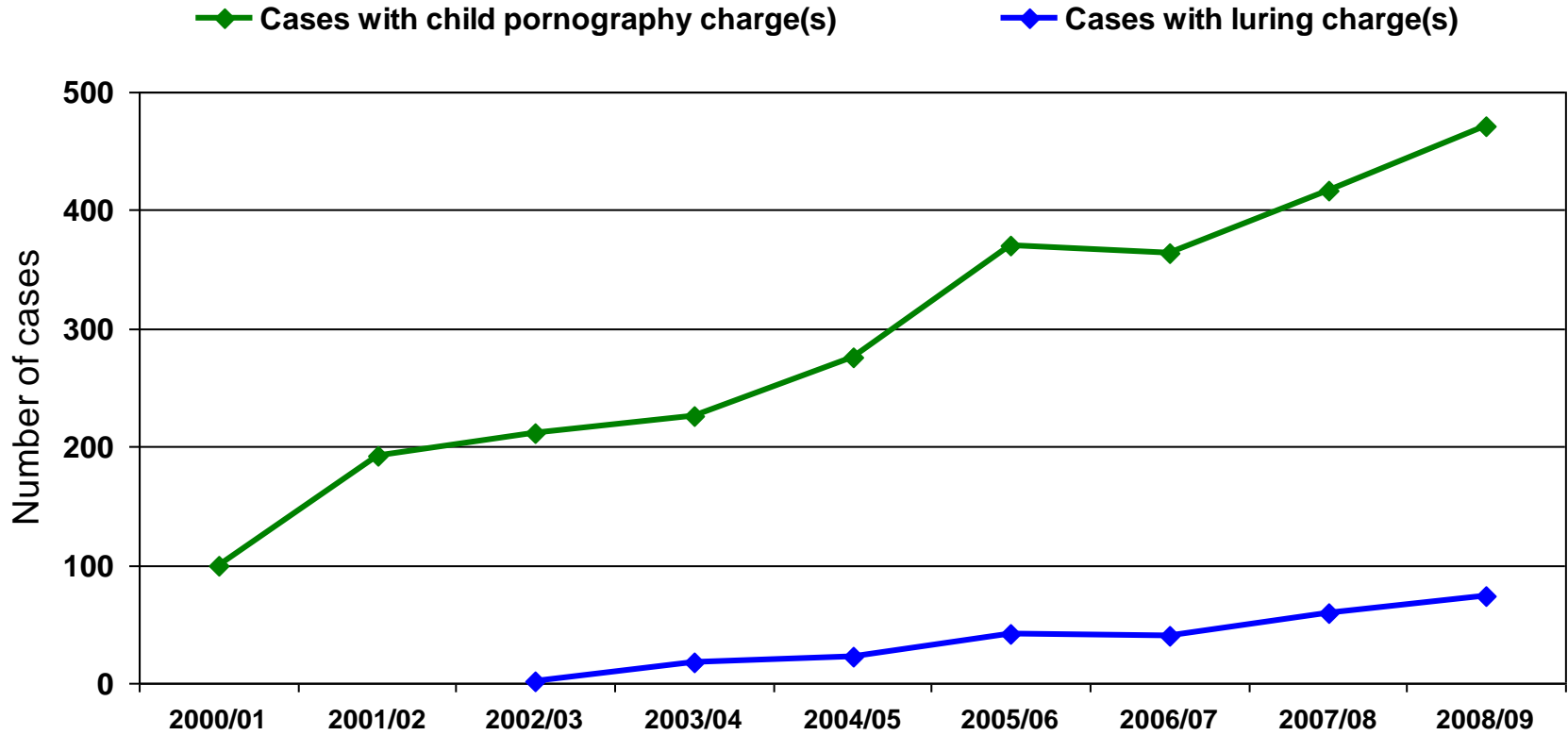
| | Child pornography | | Luring a child via a computer | |
|---------------------------|---------------------|-------------------|-------------------------------|-------------------|
| | Number of incidents | Rate ¹ | Number of incidents | Rate ¹ |
| Canada | 1,594 | 4.7 | 411 | 1.2 |
| Newfoundland and Labrador | 20 | 3.9 | 10 | 2.0 |
| Prince Edward Island | 11 | 7.8 | 2 | 1.4 |
| Nova Scotia | 73 | 7.8 | 17 | 1.8 |
| New Brunswick | 36 | 4.8 | 22 | 2.9 |
| Quebec | 601 | 7.7 | 130 | 1.7 |
| Ontario | 383 | 2.9 | 115 | 0.9 |
| Manitoba | 47 | 3.9 | 9 | 0.7 |
| Saskatchewan | 70 | 6.8 | 5 | 0.5 |
| Alberta | 137 | 3.7 | 44 | 1.2 |
| British Columbia | 207 | 4.7 | 56 | 1.3 |
| Yukon | 3 | 8.9 | 0 | 0.0 |
| Northwest Territories | 4 | 9.2 | 0 | 0.0 |
| Nunavut | 2 | 6.2 | 1 | 3.1 |

1. Rates are calculated per 100,000 population

Source: Statistics Canada, Canadian Centre for Justice Statistics, Uniform Crime Reporting Survey.



Child pornography and Internet luring cases completed in adult criminal courts, Canada, 2000/2001 to 2008/2009



Notes: Represents all completed cases containing at least one charge for child pornography or internet luring offences. Data represent the ten jurisdictions that have consistently reported to the Integrated Criminal Court Survey since 2000/2001. The jurisdictions not covered are Manitoba, Northwest Territories and Nunavut.

Source: Statistics Canada, Canadian Centre for Justice Statistics, Integrated Criminal Court Survey.



Questions?

Susan McDonald, LLB, PhD
Principal Researcher
Research & Statistics Division
Department of Justice
284 Wellington, 6th floor
Ottawa, ON K1A 0H8
Tel: (613) 957-9315
Email: smcdonal@justice.gc.ca